

MEASURING UP 2008

THE STATE REPORT CARD
ON HIGHER EDUCATION



What is Measuring Up?

The purpose of a state report card is to provide the general public and policymakers with information they can use to assess and improve postsecondary education in each state. *Measuring Up 2008* is the fifth in a series of biennial report cards.

The report card grades states in six overall performance categories: **Preparation:** How adequately does the state prepare students for education and training beyond high school? **Participation:** Do state residents have sufficient opportunities to enroll in education and training beyond high school? **Affordability:** How affordable is higher education for students and their families? **Completion:** Do students make progress toward and complete their certificates or degrees in a timely manner? **Benefits:** What benefits does the state receive from having a highly educated population? **Learning:** What is known about student learning as a result of education and training beyond high school?

Grades compare the current performance of each state with the best-performing states, but do not compare with past performance. Key indicators (back page) allow states to compare current performance with past performance.




THE NATIONAL CENTER FOR
PUBLIC POLICY AND
HIGHER EDUCATION

New Hampshire



PREPARATION




2008 Grade Change Over Time

New Hampshire performs fairly well in preparing its young people for college.

- Eighth graders perform well in math, science, reading, and writing.
- However, small proportions of high school students score well on Advanced Placement tests.

PARTICIPATION




2008 Grade Change Over Time

College opportunities for New Hampshire residents are only fair.

- The likelihood of enrolling in college by age 19 is high.
- However, the percentage of working-age adults enrolled in higher education has declined by 52%, among the largest declines in the nation.

AFFORDABILITY




2008 Grade Change Over Time

Higher education has become less affordable for students and their families.

- Poor and working-class families must devote 52% of their income, even after aid, to pay for costs at public four-year colleges.
- Financial aid to low-income students is low. For every dollar in Pell Grant aid to students, the state spends only 13 cents.

COMPLETION



2008 Grade Change Over Time

Students who enroll in higher education complete their degrees at high rates.

- Sixty-three percent of college students complete a bachelor's degree within six years—but this percentage has declined over the decade.
- New Hampshire is a top-performing state in awarding certificates and degrees relative to the number of students enrolled.

REPORT CARD

Preparation	B
Participation	C-
Affordability	F
Completion	A-
Benefits	B
Learning	I

WHAT DO THE ARROWS MEAN?




State has increased or remained stable on the key indicator in the category.



State has declined on the key indicator in the category.

See back page for key indicator by category.

BENEFITS



2008 Grade Change Over Time

A large proportion of residents have a bachelor's degree.

- If all racial/ethnic groups had the same educational attainment and earnings as whites, total annual personal income in the state would be about \$200 million higher.

LEARNING



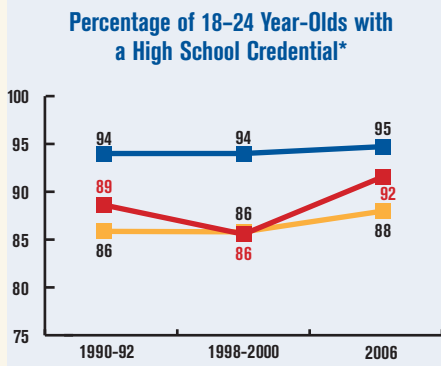
2008 Grade

Like all states, New Hampshire receives an "Incomplete" in Learning because there is not sufficient data to allow meaningful state-by-state comparisons.

This page reflects New Hampshire's performance and progress since the early 1990s on several key indicators.

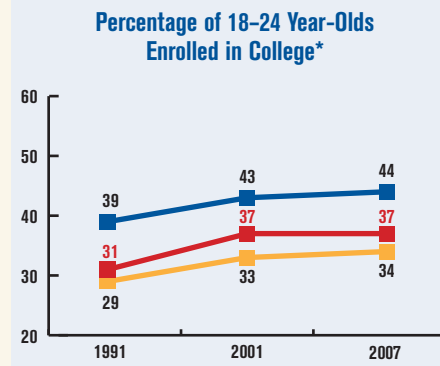
PREPARATION

The percentage of young adults in New Hampshire who earn a high school diploma has increased since the early 1990s. High school completion is well above the U.S. average but slightly below the top-performing states.

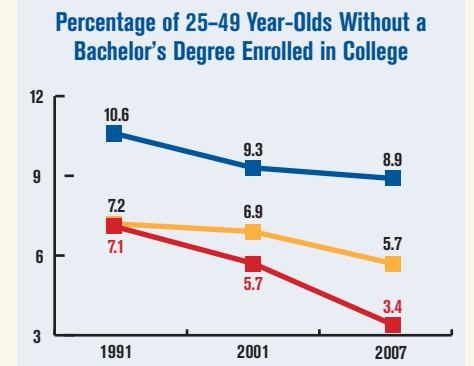


PARTICIPATION

College enrollment of young adults in New Hampshire has improved substantially since the early 1990s. The state is above the national average but below the top states in the percentage of young adults enrolled.

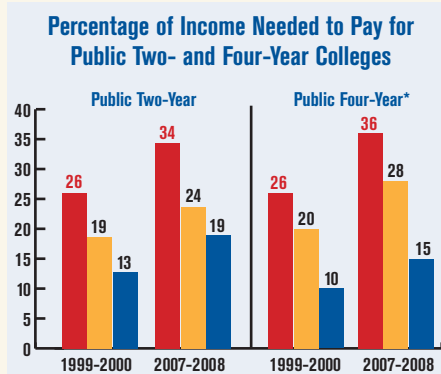


The enrollment of working-age adults, relative to the number of residents without a bachelor's degree, has declined in New Hampshire—as it has nationally and in the best-performing states. The percentage attending college in New Hampshire is well below the U.S. average and the top states.



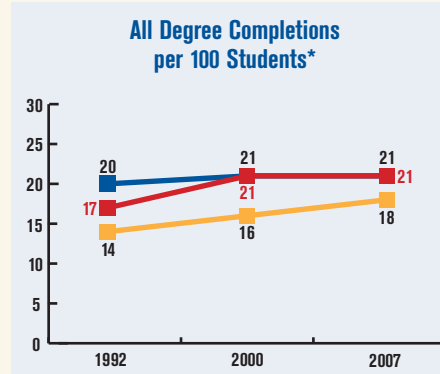
AFFORDABILITY

The share of family income, even after financial aid, needed to pay for college has risen substantially. To attend public two- and four-year colleges in New Hampshire, students and families pay more than the U.S. average and more than those in the best-performing states.



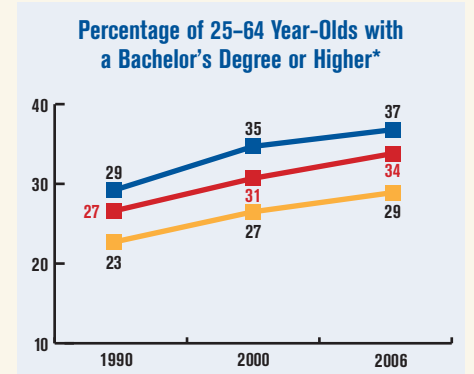
COMPLETION

The number of undergraduate credentials and degrees awarded in New Hampshire, relative to the number of students enrolled, has increased since the early 1990s. New Hampshire surpasses the U.S. average and is one of the top states on this measure.



BENEFITS

The percentage of residents who have a bachelor's degree has increased in New Hampshire. The state is well above the U.S. average but below the top states.



*Key indicator for the category.

LEGEND:

- & ■ = New Hampshire
- & ■ = United States
- & ■ = Median of Top Five States



152 North Third Street, Suite 705
 San Jose, California 95112
Telephone: 408.271.2699
Fax: 408.271.2697
center@highereducation.org
www.highereducation.org