

MEASURING UP 2008

THE STATE REPORT CARD
ON HIGHER EDUCATION

New Jersey



PREPARATION

A-



2008 Grade Change Over Time

New Jersey performs well in preparing its young people for college, but there are large gaps by ethnicity.

- Eighth graders score well in math and science and are among the top performers in reading and writing.
- However, only 80% of Hispanics and 88% of blacks have a high school credential, compared with 97% of whites.

PARTICIPATION

C



2008 Grade Change Over Time

College opportunities for New Jersey residents are only fair.

- The likelihood of enrolling in college by age 19 is very high, but a very low percentage of working-age adults (4 in 100) are enrolled in higher education.
- Among young adults, 29% of Hispanics and 32% of blacks are enrolled in college, compared with 47% of whites.

AFFORDABILITY

F



2008 Grade Change Over Time

Higher education has become less affordable for students and their families.

- Financial aid to low-income students is high compared with other states.
- However, poor and working-class families must devote 40% of their income, even after aid, to pay for costs at two-year colleges.

COMPLETION

C+



2008 Grade Change Over Time

New Jersey performs poorly in awarding certificates and degrees relative to the number of students enrolled, but those who do attain a bachelor's degree do so in a timely manner.

- Sixty-one percent of college students complete a bachelor's degree within six years.
- However, 48% of blacks and 49% of Hispanics graduate within six years, compared with 66% of whites.

REPORT CARD

Preparation	A-
Participation	C
Affordability	F
Completion	C+
Benefits	A-
Learning	I

WHAT DO THE ARROWS MEAN?



State has increased or remained stable on the key indicator in the category.



State has declined on the key indicator in the category.

See back page for key indicator by category.

BENEFITS

A-



2008 Grade Change Over Time

New Jersey is a top performer in the proportion of residents with a bachelor's degree, but there are substantial gaps by ethnicity.

- Fifteen percent of Hispanics and 22% of blacks have a bachelor's degree, compared with 41% of whites.
- If all racial/ethnic groups had the same educational attainment and earnings as whites, total annual personal income in the state would be about \$30 billion higher.

LEARNING

I

2008 Grade

Like all states, New Jersey receives an "Incomplete" in Learning because there is not sufficient data to allow meaningful state-by-state comparisons.



What is Measuring Up?

The purpose of a state report card is to provide the general public and policymakers with information they can use to assess and improve postsecondary education in each state.

Measuring Up 2008 is the fifth in a series of biennial report cards.

The report card grades states in six overall performance categories: **Preparation:** How adequately does the state prepare students for education and training beyond high school? **Participation:** Do state residents have sufficient opportunities to enroll in education and training beyond high school? **Affordability:** How affordable is higher education for students and their families? **Completion:** Do students make progress toward and complete their certificates or degrees in a timely manner? **Benefits:** What benefits does the state receive from having a highly educated population? **Learning:** What is known about student learning as a result of education and training beyond high school?

Grades compare the current performance of each state with the best-performing states, but do not compare with past performance. Key indicators (back page) allow states to compare current performance with past performance.

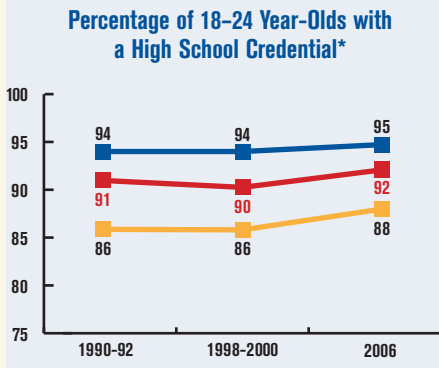


THE NATIONAL CENTER FOR
PUBLIC POLICY AND
HIGHER EDUCATION

This page reflects New Jersey's performance and progress since the early 1990s on several key indicators.

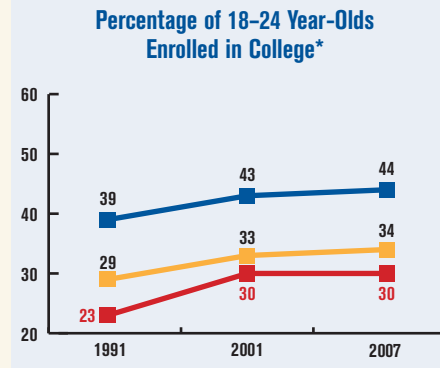
PREPARATION

The percentage of young adults in New Jersey who earn a high school diploma has increased slightly since the early 1990s. High school completion is well above the U.S. average but slightly below the top-performing states.

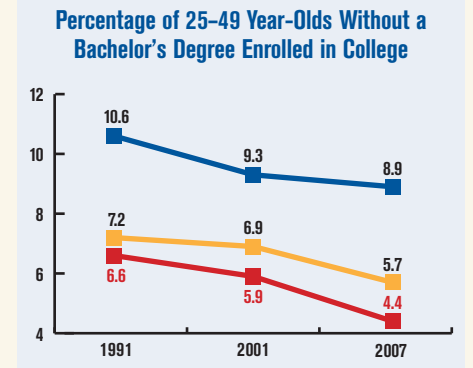


PARTICIPATION

College enrollment of young adults in New Jersey has improved substantially since the early 1990s. Compared with the national average and the top states, however, considerably fewer young adults are enrolled in New Jersey (in percentages).

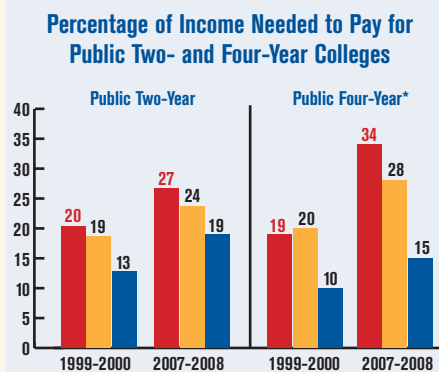


The enrollment of working-age adults, relative to the number of residents without a bachelor's degree, has declined in New Jersey—as it has nationally and in the best-performing states. The percentage attending college in New Jersey is well below the U.S. average and the top states.



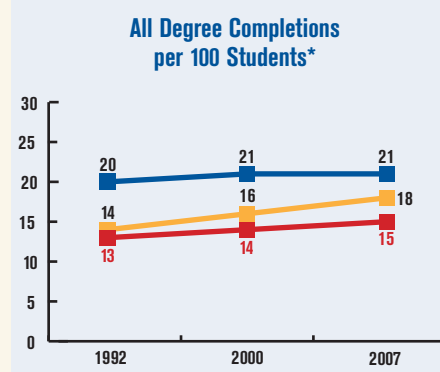
AFFORDABILITY

The share of family income, even after financial aid, needed to pay for college has increased. To attend public two- and four-year colleges in New Jersey, students and families pay more than the U.S. average and more than those in the best-performing states.



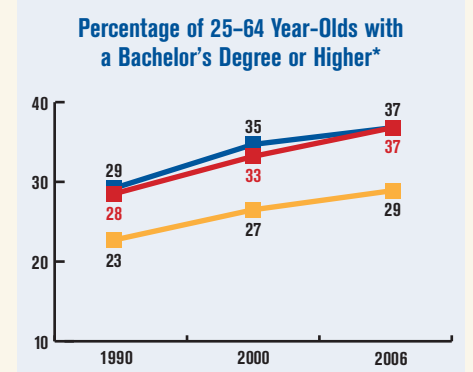
COMPLETION

The number of undergraduate credentials and degrees awarded in New Jersey, relative to the number of students enrolled, has increased since the early 1990s. However, New Jersey is below the U.S. average and the top states on this measure.



BENEFITS

The percentage of residents who have a bachelor's degree has increased considerably in New Jersey. The state is well above the U.S. average and is one of the top states.



*Key indicator for the category.

LEGEND:

- & ■ = New Jersey
- & ■ = United States
- & ■ = Median of Top Five States



152 North Third Street, Suite 705
 San Jose, California 95112
Telephone: 408.271.2699
Fax: 408.271.2697
center@highereducation.org
www.highereducation.org