

# MEASURING UP 2008

THE STATE REPORT CARD  
ON HIGHER EDUCATION

# Oklahoma

## PREPARATION

**C-**



2008 Grade Change Over Time

Oklahoma's fairly low performance in educating its young population could limit the state's access to a competitive workforce and weaken its economy.

- Eighth graders perform poorly in math, science, reading, and writing.
- Small proportions of high school students score well on Advanced Placement tests, though this percentage has tripled over the past 15 years.

## PARTICIPATION

**C-**



2008 Grade Change Over Time

College opportunities for young and working-age adults are fairly low.

- The likelihood of enrolling in college by age 19 is only fair, and a low percentage of working-age adults are enrolled in higher education.
- There is a 9% gap between whites and all minorities in the percentage of young adults enrolled in college.

## AFFORDABILITY

**F**



2008 Grade Change Over Time

Higher education has become less affordable for students and their families.

- Poor and working-class families must devote 37% of their income, even after aid, to pay for costs at public four-year colleges.
- Financial aid to low-income students is low. For every dollar in Pell Grant aid to students, the state spends only 41 cents.

## COMPLETION

**C**



2008 Grade Change Over Time

Oklahoma performs fairly well in awarding certificates and degrees relative to the number of students enrolled, but few students complete a degree in a timely manner.

- Forty-four percent of college students complete a bachelor's degree within six years.
- Only 31% of blacks graduate within six years, compared with 48% of whites.

## REPORT CARD

Preparation	C-
Participation	C-
Affordability	F
Completion	C
Benefits	D+
Learning	I

## WHAT DO THE ARROWS MEAN?



State has increased or remained stable on the key indicator in the category.



State has declined on the key indicator in the category.

See back page for key indicator by category.

## BENEFITS

**D+**



2008 Grade Change Over Time

A small proportion of residents have a bachelor's degree, and this substantially weakens the state economy.

- Sixteen percent of blacks have a bachelor's degree, compared with 26% of whites.
- If all racial/ethnic groups had the same educational attainment and earnings as whites, total annual personal income in the state would be about \$4 billion higher.

## LEARNING

**I**

2008 Grade

Like all states, Oklahoma receives an "Incomplete" in Learning because there is not sufficient data to allow meaningful state-by-state comparisons.

## What is Measuring Up?

The purpose of a state report card is to provide the general public and policymakers with information they can use to assess and improve postsecondary education in each state.

*Measuring Up 2008* is the fifth in a series of biennial report cards.

The report card grades states in six overall performance categories: **Preparation:** How adequately does the state prepare students for education and training beyond high school? **Participation:** Do state residents have sufficient opportunities to enroll in education and training beyond high school? **Affordability:** How affordable is higher education for students and their families? **Completion:** Do students make progress toward and complete their certificates or degrees in a timely manner? **Benefits:** What benefits does the state receive from having a highly educated population? **Learning:** What is known about student learning as a result of education and training beyond high school?

Grades compare the current performance of each state with the best-performing states, but do not compare with past performance. Key indicators (back page) allow states to compare current performance with past performance.



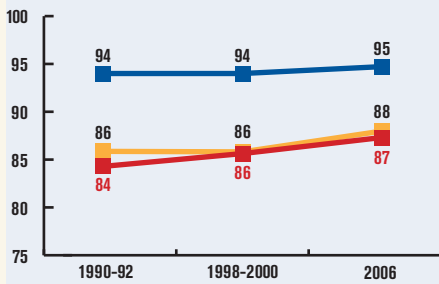
THE NATIONAL CENTER FOR  
PUBLIC POLICY AND  
HIGHER EDUCATION

This page reflects Oklahoma's performance and progress since the early 1990s on several key indicators.

## PREPARATION

The percentage of young adults in Oklahoma who earn a high school diploma has increased since the early 1990s. High school completion is slightly below the U.S. average and below the top-performing states.

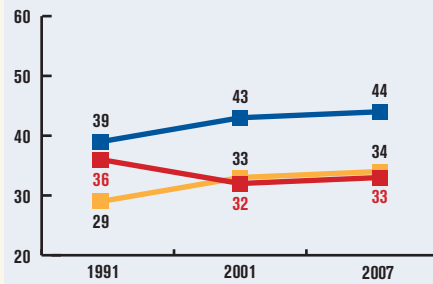
**Percentage of 18-24 Year-Olds with a High School Credential\***



## PARTICIPATION

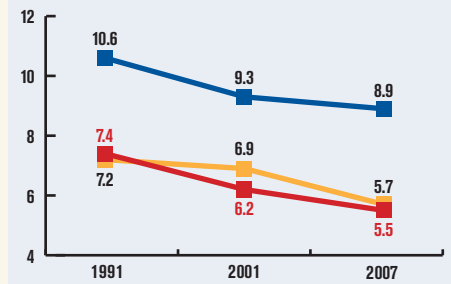
College enrollment of young adults in Oklahoma has declined since the early 1990s. The state is slightly below the national average and well below the top states in the percentage of young adults enrolled.

**Percentage of 18-24 Year-Olds Enrolled in College\***



The enrollment of working-age adults, relative to the number of residents without a bachelor's degree, has declined in Oklahoma—as it has nationally and in the best-performing states. The percentage attending college in Oklahoma is slightly below the U.S. average and well below the top states.

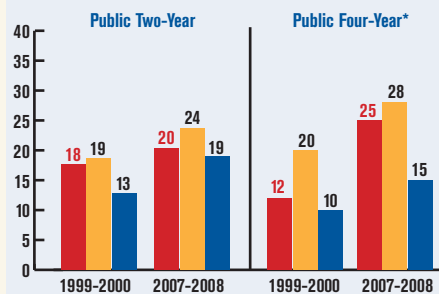
**Percentage of 25-49 Year-Olds Without a Bachelor's Degree Enrolled in College**



## AFFORDABILITY

The share of family income, even after financial aid, needed to pay for college has risen substantially. To attend public two- and four-year colleges in Oklahoma, students and families pay less than the U.S. average but more than those in the best-performing states.

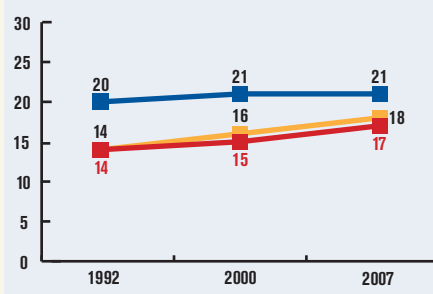
**Percentage of Income Needed to Pay for Public Two- and Four-Year Colleges**



## COMPLETION

The number of undergraduate credentials and degrees awarded in Oklahoma, relative to the number of students enrolled, has increased since the early 1990s. Oklahoma performs near the U.S. average but below the top states on this measure.

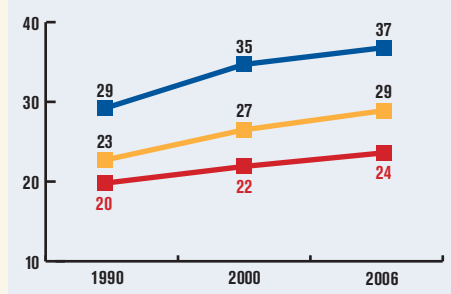
**All Degree Completions per 100 Students\***



## BENEFITS

The percentage of residents who have a bachelor's degree has increased slightly in Oklahoma, but is well below the U.S. average and the top states.

**Percentage of 25-64 Year-Olds with a Bachelor's Degree or Higher\***



\*Key indicator for the category.

## LEGEND:

- & ■ = Oklahoma
- & ■ = United States
- & ■ = Median of Top Five States



152 North Third Street, Suite 705  
 San Jose, California 95112  
**Telephone:** 408.271.2699  
**Fax:** 408.271.2697  
**center@highereducation.org**  
**www.highereducation.org**