

MEASURING UP 2008

THE STATE REPORT CARD
ON HIGHER EDUCATION



What is Measuring Up?

The purpose of a state report card is to provide the general public and policymakers with information they can use to assess and improve postsecondary education in each state. *Measuring Up 2008* is the fifth in a series of biennial report cards.

The report card grades states in six overall performance categories: **Preparation:** How adequately does the state prepare students for education and training beyond high school? **Participation:** Do state residents have sufficient opportunities to enroll in education and training beyond high school? **Affordability:** How affordable is higher education for students and their families? **Completion:** Do students make progress toward and complete their certificates or degrees in a timely manner? **Benefits:** What benefits does the state receive from having a highly educated population? **Learning:** What is known about student learning as a result of education and training beyond high school?

Grades compare the current performance of each state with the best-performing states, but do not compare with past performance. Key indicators (back page) allow states to compare current performance with past performance.



THE NATIONAL CENTER FOR
PUBLIC POLICY AND
HIGHER EDUCATION

Rhode Island



PREPARATION

C+



2008 Grade Change Over Time

Rhode Island's fairly low performance in educating its young population could limit the state's access to a competitive workforce and weaken its economy.

- Very small proportions of high school students score well on Advanced Placement tests and college entrance exams.
- Only 72% of Hispanics have a high school credential, compared with 95% of whites.

PARTICIPATION

C+



2008 Grade Change Over Time

College opportunities for young and working-age adults are fairly low.

- The likelihood of enrolling in college by age 19 is fairly low, and a very low percentage of working-age adults are enrolled in higher education.
- Twenty-eight percent of Hispanic young adults are enrolled in college, compared with 55% of whites—one of the largest gaps in the country.

AFFORDABILITY

F



2008 Grade Change Over Time

Higher education has become less affordable for students and their families.

- Poor and working-class families must devote 54% of their income, even after aid, to pay for costs at public four-year colleges.
- Financial aid to low-income students is low. For every dollar in Pell Grant aid to students, the state spends only 28 cents.

COMPLETION

A



2008 Grade Change Over Time

Rhode Island performs very well in awarding certificates and degrees.

- Sixty-five percent of college students complete a bachelor's degree within six years—a top performance on this measure.
- Fifty-seven percent of Hispanics graduate within six years, compared with 65% of whites.

REPORT CARD

Preparation	C+
Participation	C+
Affordability	F
Completion	A
Benefits	B-
Learning	I

WHAT DO THE ARROWS MEAN?



State has increased or remained stable on the key indicator in the category.



State has declined on the key indicator in the category.

See back page for key indicator by category.

BENEFITS

B-



2008 Grade Change Over Time

A large proportion of residents have a bachelor's degree, yet the economic benefits to the state as a result are only fair.

- Fourteen percent of Hispanics have a bachelor's degree, compared with 35% of whites.
- If all racial/ethnic groups had the same educational attainment and earnings as whites, total annual personal income in the state would be about \$1 billion higher.

LEARNING

I

2008 Grade

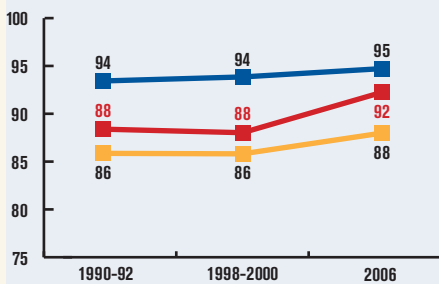
Like all states, Rhode Island receives an "Incomplete" in Learning because there is not sufficient data to allow meaningful state-by-state comparisons.

This page reflects Rhode Island's performance and progress since the early 1990s on several key indicators.

PREPARATION

The percentage of young adults in Rhode Island who earn a high school diploma has increased since the early 1990s. High school completion is well above the U.S. average but slightly below the top-performing states.

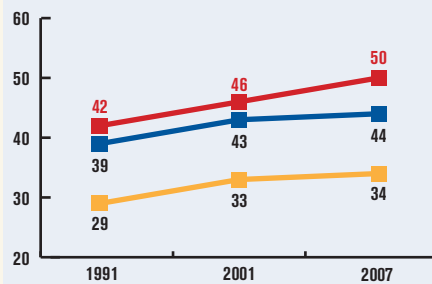
Percentage of 18-24 Year-Olds with a High School Credential*



PARTICIPATION

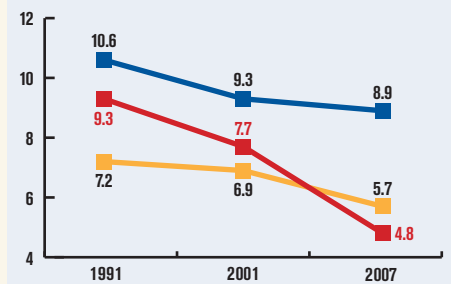
College enrollment of young adults in Rhode Island has improved considerably since the early 1990s. Rhode Island is one of the top states in the percentage of young adults enrolled.

Percentage of 18-24 Year-Olds Enrolled in College*



The enrollment of working-age adults, relative to the number of residents without a bachelor's degree, has declined substantially in Rhode Island—as it has nationally and in the best-performing states. The percentage attending college in Rhode Island is well below the U.S. average and the top states.

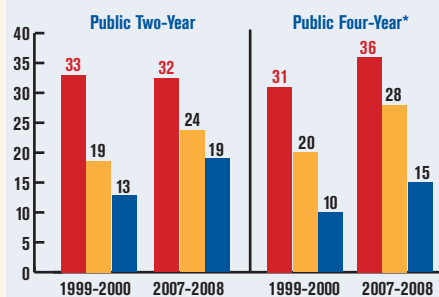
Percentage of 25-49 Year-Olds Without a Bachelor's Degree Enrolled in College



AFFORDABILITY

The share of family income, after financial aid, needed to pay for college has declined slightly at two-year colleges but has risen substantially at four-year institutions. To attend public two- and four-year colleges in Rhode Island, students and families pay more than the U.S. average and more than those in the best-performing states.

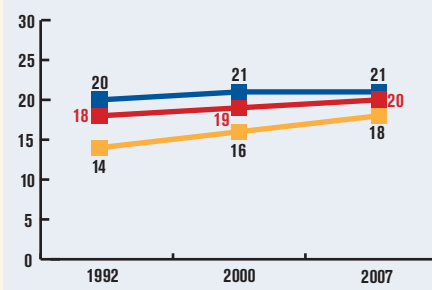
Percentage of Income Needed to Pay for Public Two- and Four-Year Colleges



COMPLETION

The number of undergraduate credentials and degrees awarded in Rhode Island, relative to the number of students enrolled, has increased since the early 1990s. Rhode Island surpasses the U.S. average but is below the top states on this measure.

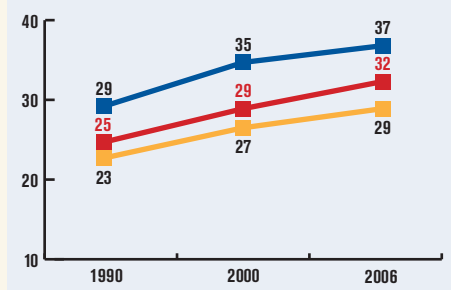
All Degree Completions per 100 Students*



BENEFITS

The percentage of residents who have a bachelor's degree has increased substantially in Rhode Island. The state is above the U.S. average but below the top states.

Percentage of 25-64 Year-Olds with a Bachelor's Degree or Higher*



*Key indicator for the category.

LEGEND:

- & ■ = Rhode Island
- & ■ = United States
- & ■ = Median of Top Five States



152 North Third Street, Suite 705
 San Jose, California 95112
Telephone: 408.271.2699
Fax: 408.271.2697
center@highereducation.org
www.highereducation.org