

# MEASURING UP 2008

THE STATE REPORT CARD  
ON HIGHER EDUCATION



## What is Measuring Up?

The purpose of a state report card is to provide the general public and policymakers with information they can use to assess and improve postsecondary education in each state. *Measuring Up 2008* is the fifth in a series of biennial report cards.

The report card grades states in six overall performance categories: **Preparation:** How adequately does the state prepare students for education and training beyond high school? **Participation:** Do state residents have sufficient opportunities to enroll in education and training beyond high school? **Affordability:** How affordable is higher education for students and their families? **Completion:** Do students make progress toward and complete their certificates or degrees in a timely manner? **Benefits:** What benefits does the state receive from having a highly educated population? **Learning:** What is known about student learning as a result of education and training beyond high school?

Grades compare the current performance of each state with the best-performing states, but do not compare with past performance. Key indicators (back page) allow states to compare current performance with past performance.




THE NATIONAL CENTER FOR  
PUBLIC POLICY AND  
HIGHER EDUCATION

# Texas



## PREPARATION




2008 Grade Change Over Time

Texas performs fairly well—and has improved—in preparing its young people for college.

- Fairly small proportions of high school students score well on Advanced Placement tests, but this percentage has tripled over the past 15 years.
- Only 74% of Hispanics and 89% of blacks have a high school credential, compared with 93% of whites.

## PARTICIPATION




2008 Grade Change Over Time

College opportunities for young and working-age adults are poor.

- The likelihood of enrolling in college by age 19 is low, partly because the state has one of the lowest high school graduation rates in the country.
- Among young adults, 24% of Hispanics and 33% of blacks are enrolled in college, compared with 39% of whites.

## AFFORDABILITY



2008 Grade Change Over Time

Higher education has become less affordable for students and their families.

- Poor and working-class families must devote 30% of their income, even after aid, to pay for costs at two-year colleges.
- Financial aid to low-income students is low. For every dollar in Pell Grant aid to students, the state spends only 32 cents.

## COMPLETION



2008 Grade Change Over Time

Texas' performance in awarding certificates and degrees is only fair compared with other states, but the state has improved over the decade.

- Fifty percent of college students complete a bachelor's degree within six years of enrolling.
- Only 36% of blacks and 38% of Hispanics graduate within six years, compared with 56% of whites.

## REPORT CARD

Preparation	B
Participation	D-
Affordability	F
Completion	C-
Benefits	C+
Learning	I

## WHAT DO THE ARROWS MEAN?




State has increased or remained stable on the key indicator in the category.



State has declined on the key indicator in the category.

See back page for key indicator by category.

## BENEFITS



2008 Grade Change Over Time

A fairly small proportion of residents have a bachelor's degree, and the economic benefits to the state as a result are only fair.

- Eleven percent of Hispanics and 19% of blacks have a bachelor's degree, compared with 35% of whites.
- If all racial/ethnic groups had the same educational attainment and earnings as whites, total annual personal income in the state would be about \$98 billion higher.

## LEARNING



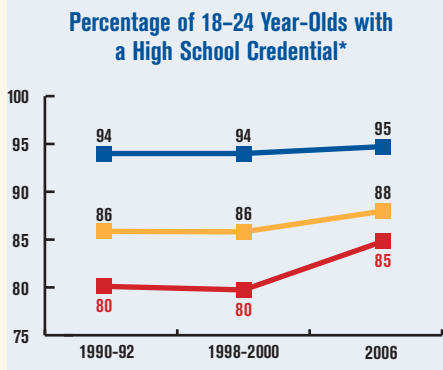
2008 Grade

Like all states, Texas receives an "Incomplete" in Learning because there is not sufficient data to allow meaningful state-by-state comparisons.

This page reflects Texas' performance and progress since the early 1990s on several key indicators.

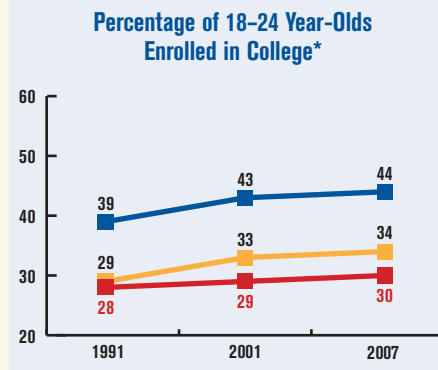
## PREPARATION

The percentage of young adults in Texas who earn a high school diploma has increased since the early 1990s. High school completion is below the U.S. average and well below the top-performing states.

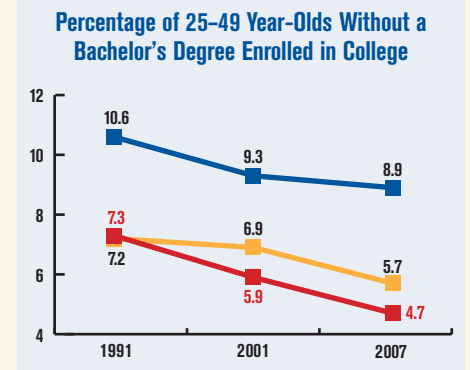


## PARTICIPATION

College enrollment of young adults in Texas has improved slightly since the early 1990s. Compared with the national average and the top states, however, considerably fewer young adults are enrolled in Texas (in percentages).

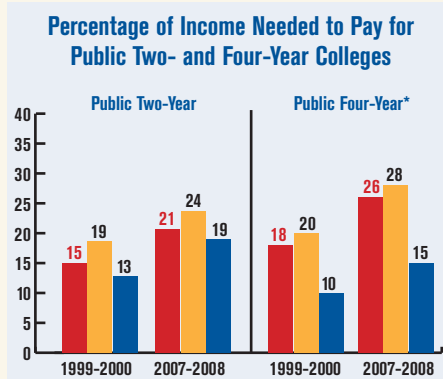


The enrollment of working-age adults, relative to the number of residents without a bachelor's degree, has declined in Texas—as it has nationally and in the best-performing states. The percentage attending college in Texas is below the U.S. average and well below the top states.



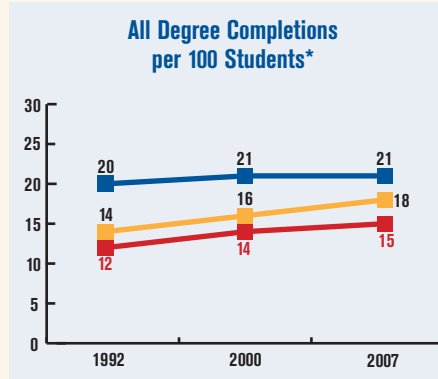
## AFFORDABILITY

The share of family income, even after financial aid, needed to pay for college has risen substantially. To attend public two- and four-year colleges in Texas, students and families pay less than the U.S. average but more than those in the best-performing states.



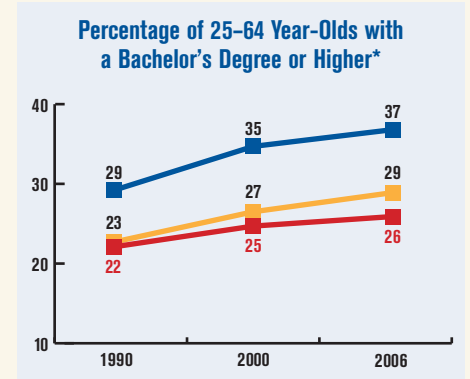
## COMPLETION

The number of undergraduate credentials and degrees awarded in Texas, relative to the number of students enrolled, has increased since the early 1990s. However, Texas is below the U.S. average and the top states on this measure.



## BENEFITS

The percentage of residents who have a bachelor's degree has increased slightly in Texas, but remains well below the U.S. average and the top states.



\*Key indicator for the category.

### LEGEND:

- & ■ = Texas
- & ■ = United States
- & ■ = Median of Top Five States



152 North Third Street, Suite 705  
 San Jose, California 95112  
**Telephone:** 408.271.2699  
**Fax:** 408.271.2697  
**center@highereducation.org**  
**www.highereducation.org**