

MEASURING UP 2008

THE STATE REPORT CARD
ON HIGHER EDUCATION

Wisconsin



What is Measuring Up?

The purpose of a state report card is to provide the general public and policymakers with information they can use to assess and improve postsecondary education in each state. *Measuring Up 2008* is the fifth in a series of biennial report cards.


The report card grades states in six overall performance categories: **Preparation:** How adequately does the state prepare students for education and training beyond high school? **Participation:** Do state residents have sufficient opportunities to enroll in education and training beyond high school? **Affordability:** How affordable is higher education for students and their families? **Completion:** Do students make progress toward and complete their certificates or degrees in a timely manner? **Benefits:** What benefits does the state receive from having a highly educated population? **Learning:** What is known about student learning as a result of education and training beyond high school?

Grades compare the current performance of each state with the best-performing states, but do not compare with past performance. Key indicators (back page) allow states to compare current performance with past performance.



THE NATIONAL CENTER FOR
PUBLIC POLICY AND
HIGHER EDUCATION

PREPARATION




2008 Grade Change Over Time

Wisconsin performs fairly well in preparing its young people for college, but there are large gaps by ethnicity.

- Small proportions of high school students score well on Advanced Placement tests, but large proportions score well on college entrance exams.
- Only 80% of blacks have a high school credential, compared with 94% of whites.

PARTICIPATION




2008 Grade Change Over Time

College opportunities for Wisconsin residents are only fair.

- The likelihood of enrolling in college by age 19 is high, but a low percentage of working-age adults are enrolled in higher education.
- Twenty-one percent of black young adults are enrolled in college, compared with 44% of whites—one of the largest gaps in the nation.

AFFORDABILITY




2008 Grade Change Over Time

Higher education has become less affordable for students and their families.

- Poor and working-class families must devote 44% of their income, even after aid, to pay for costs at public four-year colleges.
- Financial aid to low-income students is fairly low compared with top states. For every dollar in Pell Grant aid to students, the state spends 62 cents.

COMPLETION



2008 Grade Change Over Time

Wisconsin performs very well in awarding certificates and degrees.

- Fifty-eight percent of college students complete a bachelor's degree within six years.
- However, only 33% of blacks graduate within six years, compared with 60% of whites—one of the largest gaps in the nation.

REPORT CARD

Preparation	B
Participation	C+
Affordability	F
Completion	A-
Benefits	C
Learning	I

WHAT DO THE ARROWS MEAN?




State has increased or remained stable on the key indicator in the category.



State has declined on the key indicator in the category.

See back page for key indicator by category.

BENEFITS



2008 Grade Change Over Time

Only a fair proportion of residents have a bachelor's degree, and this weakens the state economy.

- Twelve percent of blacks have a bachelor's degree, compared with 30% of whites.
- If all racial/ethnic groups had the same educational attainment and earnings as whites, total annual personal income in the state would be about \$4 billion higher.

LEARNING



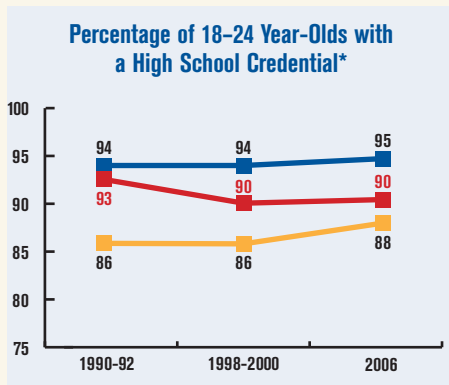
2008 Grade

Like all states, Wisconsin receives an "Incomplete" in Learning because there is not sufficient data to allow meaningful state-by-state comparisons.

This page reflects Wisconsin's performance and progress since the early 1990s on several key indicators.

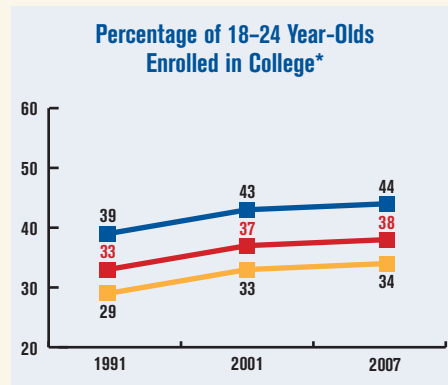
PREPARATION

The percentage of young adults in Wisconsin who earn a high school diploma has decreased since the early 1990s. High school completion is slightly above the U.S. average but below the top-performing states.

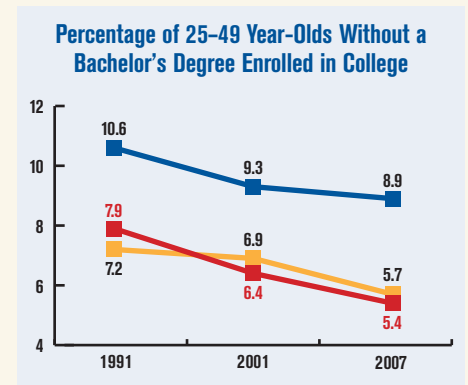


PARTICIPATION

College enrollment of young adults in Wisconsin has improved since the early 1990s. The state is above the national average but below the top states in the percentage of young adults enrolled.

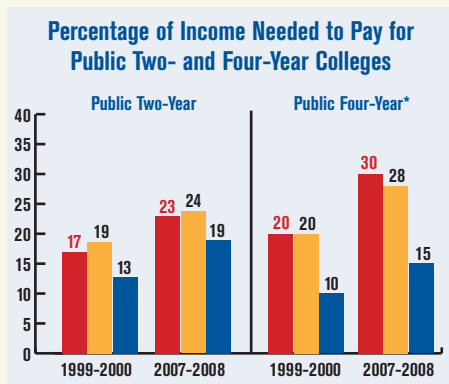


The enrollment of working-age adults, relative to the number of residents without a bachelor's degree, has declined in Wisconsin—as it has nationally and in the best-performing states. The percentage attending college in Wisconsin is slightly below the U.S. average and below the top states.



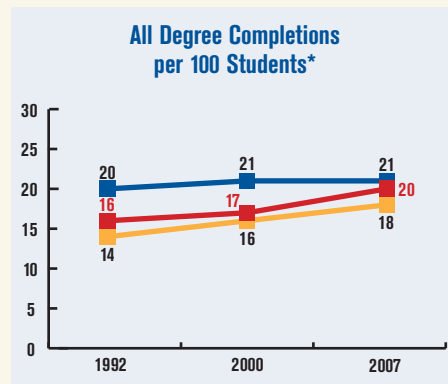
AFFORDABILITY

The share of family income, even after financial aid, needed to pay for college has risen substantially. To attend public two-year colleges in Wisconsin, students and families pay less than the U.S. average but more than those in the best-performing states. To attend public four-year colleges, students and families pay more than the national average.



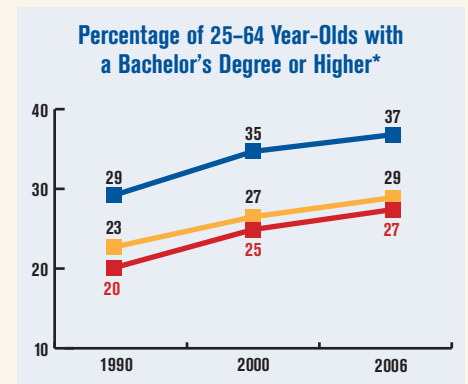
COMPLETION

The number of undergraduate credentials and degrees awarded in Wisconsin, relative to the number of students enrolled, has increased since the early 1990s. Wisconsin surpasses the U.S. average but is slightly below the top states on this measure.



BENEFITS

The percentage of residents who have a bachelor's degree has increased in Wisconsin, but is slightly below the U.S. average and below the top states.



*Key indicator for the category.

LEGEND:

- & ■ = Wisconsin
- & ■ = United States
- & ■ = Median of Top Five States



152 North Third Street, Suite 705
 San Jose, California 95112
Telephone: 408.271.2699
Fax: 408.271.2697
center@highereducation.org
www.highereducation.org